



Union Council Based Poverty Reduction Programme

Funded By:

Government of Sindh

Implemented By:

Sindh Rural Support Organization

Monthly Progress Report as of August, 2011

District Shikarpur, Kashmore-Kandhkot & Jacobabad

Table of Contents

Executive Summary	3
District wise & Activity wise Progress	6
Social Mobilization	12
Income Generating Grant	18
Community Investment Fund	19
CIF Cycle & CIF recovery	20
Vocational Trainings	21
Community Physical Infrastructure	22
Micro Health Insurance	23
Village Rehabilitation	26
Education Component	31
Visits & Meetings	36
Work Plan Dist Shikarpur & Kashmore	37
Work Plan Dist Jacobabad	38

Executive Summary

The Union Council Based Poverty Reduction Programme (UCBPRP) is a ground-breaking program of the Government of Sindh aimed at reducing poverty by tapping into the potential of the people. It is being implemented by Sindh Rural Support Organization (SRSO) and was initiated on February 1, 2009 in two districts: Shikarpur and Kandhkot-Kashmore. After analyzing the performance in both districts, Government of Sindh initiated this programme in Jacobabad district as well in June, 2010. The UCBPRP aims at improving the quality of life of the rural communities, especially that of the poorest of the poor, through the conceptual package of social mobilization.

Social Mobilization: This entails organizing rural communities into “organizations of the poor” at the community, village and union council level. In order to accomplish this, SRSO conducted “Poverty Score Card” exercise in 113 union councils in Shikarpur, Kashmore-Kandhkot and Jacobabad to help identify the poor and the poorest.

Feb, 2009 to June, 2011 a total of 240,404 households had been organized; this covers 105 Union Councils of three districts i-e Shikarpur, Kashmore-Kandhkot and Jacobabad.

After extension households are being organized in only District Jacobabad because in June, 2010 the operations were started and in the same time disaster came and operations of the District Jacobabad badly affected. Now after extension remaining households target is being organized. In the month of August, 11, 2,265 households has been organized in the District Jacobabad, whereas the District Shikarpur and Kashmore had been achieved the targets of Social Mobilization

Formation of Community Organizations: Feb, 2009 to June, 2011 a total of 14,035 Community Organizations had been formed, which covers 240,404 households in 105 Union Councils of three districts i-e Shikarpur, Kashmore-Kandhkot and Jacobabad. As per the PC-1 targets of District Shikarpur and Kashmore, 87.6% of the CO formation had been achieved. In the PC-1 per CO has consisted of 15 households whereas, on ground per CO consists of 17.5 households because the available households in the mohallas/paras are more than 15 households consequently, total 10,556 out of 12,039 COs could be organized.

As of June, 2011 in the district Jacobabad 3,479 community organizations had been formed which portray that reported households are 73,000 in the PC-1 of Jacobabad and total villages are 1200, whereas after Poverty Score Card survey and its verification available households are 100,000 and villages are 2,200 therefore to put the households in the net of Social Mobilization it was necessary to organize the overall available households in the district, which are being organized because the complementary component of Programme is empowerment of deprived people through strengthening of their collective capabilities

After extension as of August, 2011 a total 225 Community Organized has been formed in the District Jacobabad.

Federation of community organizations in to village organizations (VOs):

From Feb, 2009 to June, 2011, 89% community organizations had been federated into Village level organizations in three districts, according to the work plan of PC-1 the time line of the targets had also been finished, although targets are still remaining because in PC-1 the number of villages are 4,200 whereas on ground there are not more than 3,500 villages in both districts i-e Shikarpur & Kashmore. About the District Jacobabad it is stated earlier that there are more number of villages as compare to PC-1 of Jacobabad, therefore, after extension as of August, 11, 115 village organizations has been formed. As per the yearly plan 454 village organizations will be formed in the year 2011-2012.

Formation of Local Support Organization (LSOs): After three years the Community/Village Organisations has been developed their governance systems as they undertake more and more development activities. Their institutional maturity and their ability to influence government and other stakeholders have been built over time. The RSP experience has shown that a mosaic of civil society organisations has developed where mobilisation has taken place. The clustering of Community Organizations leads to the formation of Village Organisations. The clustering of Village Organizations leads to the formation of cluster-level Local Support Organisations (LSOs) which represent the second generation social mobilization". Now at this stage we are going to form Local Support Organisations (LSO) at Union Council level. We plan 60 LSOs in potential UCs of Shikarpur and Kashmore Districts, whereas, 5 in District Jacobabad.

After extension it was decided to form the Local Support Organizations in the District Shikarpur and Kashmore because the VO's life cycle has been crossed the maturity stage. As of August, 2011, six LSOs have been formed in the District Shikarpur and Kashmore.

The LSOs have been prepared the By Laws and the SRSO has planned a workshop for all LSO member's regarding by laws and Book Keeping of the Local Support Organization. The concentration is also being given for the sustainability of the LSOs in this connection one million has been awarded to LSO Mehran, Bhirkan by RSPN for the disbursement of Community Investment Fund.

Imparted training to CO members: The CO is the ideal grass-roots organization for identifying potential recipients for various household level interventions under each PSC band. It is very much essential that the capacity building of office bearers of the COs is carried out to make them fully functional because unless this is not done an effective mechanism for delivery and monitoring of services through these two tiers of social mobilization cannot be developed.

As such, the project as part of human resource development of these two tiers has imparted the following trainings for the capacity building of the office bearers of the Cos.

- CO members trained in management skills
- CO members trained in CIF need identification

From Feb, 2009 to June, 2011, 22,310 out of 45,692 members had been trained in all CO level training in all districts because CO level training had started in Nov, 09 whereas, Programme was started in March, 09, secondly, after flood this activity remained halted. After extension these training again were planned, in this connection from July, 2011 this activity was started accordingly. After extension as of August, 2011, 4,686 CO members have been trained in all Districts.

Imparted training to VO members: from Feb, 2009 to June, 2011, 21,524 VO members had been trained out of 32,400 in all above stated training in all districts. This has been discussed before that organized number of VOs is less than the reported number of VOs in PC-1
After extension as of August, 2011, 1,610 VO members have been trained.

Imparted Vocational Training Skills: UCBPRP includes a component whereby youth from extremely poor and chronically poor households will be identified and provided scholarships for receiving vocational training. From February, 2009 to June, 2011, 16,270 participants had been trained in different trades according to the market demand.

After extension as of August, 2011, 301 participants have been trained in different trades.

Disbursement of Community Investment Fund: From Feb, 2009 to June, 2011 a total 44,684 poorest women had been given CIF loans in three districts for various purposes, such as for livestock, enterprises and for agriculture. The total disbursed amount in three districts i-e Shikarpur, Kashmore and Jacobabad of CIF is Rs. 420.542 million. According to the PC-1 Rs.20, 000 is the

provision for per beneficiary but fewer amounts have disbursed because the community has no pay back capacity and the major reason is VO has the authority to decide the amount for beneficiary according to the Micro Investment Plan of the beneficiary.

After extension 46,331 beneficiaries were planned that community investment fund will be disbursed. As of August, 2011, 4,700 poor community members have been benefited by CIF.

Income Generating Grant Given: The lower band of extremely poor or the poorest of the poor (PSC Category 0-11) consists of widows or people with chronic disabilities. The basic objective of IGG is to provide in-kind grants for purchasing of Livestock, Agriculture and there are lots of examples in different VOs of households that have been able to graduate the next level.

It ensures proper and productive use of grants and lots of IGG beneficiaries are able take CIF, which shows that they are now out of the box of the poorest of the poor in 0-11 band.

From Feb, 2009 to June, 2011 Income Generating Grants had been given to 2,931 members in three districts. It was decided in the 26th BOD Meeting that the number of beneficiaries for IGG was less against the PC-I set targets. Therefore, it was directed to combine the left over IGG funds with CIF to include the left over the beneficiaries of IGG into CIF groups, so that everyone falling in the group could be benefited. After one year extension target of IGG was 5,472 and it was also directed that IGG will be given to those community members who are in 0-11 poverty band and are unable to construct their houses, therefore, IGG was linked with Village Rehabilitation Programme.

A list of beneficiaries has been prepared specially for those, who are sequestered due to finance and they could not construct their houses in the same villages where others have been constructing their houses. As of August, 2011, 114 poor women have been benefited.

Community Physical Infrastructure: Under the project, 50% of the villages having a VO are to be given one scheme of Community Physical Infrastructure (CPI), which may include sanitation and drinking water supply as a grant. Shelter support is being provided in terms of Low Cost Houses to the extremely poor households who live in thatched huts and require shelter. From Feb, 2009 to June, 2011 construction on a total of 4,926 LCHS had been initiated and 4,105 had been completed in three districts i-e Shikarpur, Kashmore and Jacobabad and the households are residing in them. After the flood with reference of the Board decision it was decided to complete CPI as well as Low Cost Houses which are in non-flooded areas.

The Micro health insurance Facility: This package allows all family members irrespective of age to avail hospitalization, accident and disability insurance for up to 25,000 each for day care, diagnostic services, and hospitalization (for more than 24 hours' stay) and obstetric care. This social safety net measure is being provided to households that are in the 0-18 poverty band in order to pre-empt health accidents which result in reversal of the poverty alleviation efforts because households fall into vulnerability and poverty when one of their family members gets hospitalized. The package also includes an accidental cover (disability compensation) and financial support of a sum of Rs.2,5000/ as Funeral Charges in case of death of a breadwinner of the family. As of August, 2011, 3,052 patients had been treated and Adamjee had been paid Rs.50,079,054

Village Rehabilitation Programme: After the flood the pilot activity for UCBPRP was temporarily suspended until the flood subsided. Since the flood changed the overall scenario, GoS extended its support to flood affected people in relief and rehabilitation while providing shelter for them on priority basis. As of August, 2011, work has been initiated over 6,331 houses and 5,427 houses has been completed.

District Wise Achievement as of August, 2011 (District Shikarpur, Kashmore & Jacobabad)													
S. No	Activity	District	From Feb, 09 to June, 11			After Extension July, 11			August, 2011		After extension as of Aug, 11		
			Project Target	Project Achievement	%	New Targets for the year July,11 to June, 12	Target for the July,11	Achievement for the month of July, 11	Targets for the Aug,11	Achievement of the Aug,11	Targets as of Aug,11	Achievement as of Aug, 11	%
1	Poverty Score Card	Shikarpur	50	50	100	-	-	-	-	-	-	-	-
		Kashmore	37	37	100	-	-	-	-	-	-	-	-
		Jacobabad	29	27	93	3	1	-	1	-	2	-	-
	Sub-Total		116	114	98	3	1	-	1	-	2	-	-
3	Households Organized	Shikarpur	103,789	102,306	99	-	-	-	-	-	-	-	-
		Kashmore	76,803	80,345	100	-	-	-	-	-	-	-	-
		Jacobabad	73,830	57,753	78	27,039	10,000	1,373	9,889	2,265	19,889	3,638	18
	Sub-Total		254,422	240,404	94	27,039	10,000	1,373	9,889	2,265	19,889	3,638	18
4	CO Formation	Shikarpur	6,919	5,846	84	-	-	-	-	-	-	-	-
		Kashmore	5,120	4,710	92	-	-	-	-	-	-	-	-
		Jacobabad	4,922	3,479	71	1,802	611	82	667	143	1,278	225	18
	Sub-Total		16,961	14,035	83	1,802	611	82	667	143	1,278	225	18
5	Village Organizations Formed	Shikarpur	2,414	1,810	75	-	-	-	-	-	-	-	-
		Kashmore	1,786	1,673	94	-	-	-	-	-	-	-	-
		Jacobabad	1,200	1,297	100	454	153	36	-	79	153	115	75
	Sub-Total		5,400	4,780	89	454	153	36	-	79	153	115	75
6	Local Support Organizations Formed	Shikarpur	-	-	-	35	3	2	3	3	6	5	83
		Kashmore	-	-	-	25	2	1	2	-	4	1	25
		Jacobabad	-	-	-	5	-	-	-	-	-	-	-
	Sub-Total		-	-	-	65	5	3	5	3	10	6	60
6	Households to be Given IGG	Shikarpur	2,474	1,689	68	2,042	170	2	170	76	340	78	23
		Kashmore	1,831	1,222	67	1,430	119	-	119	21	238	21	9
		Jacobabad	1,573	20	1	2,000	139	-	174	15	313	15	5
	Sub-Total		5,878	2,931	50	5,472	428	2	463	112	891	114	13
7	Households to be Given CIF	Shikarpur	24,664	24,808	100	16,706	1,392	1,146	1,392	1,144	2,784	2,290	82
		Kashmore	18,251	19,494	100	11,695	975	942	975	516	1,950	1,458	75
		Jacobabad	10,131	382	4	17,930	1,898	176	1,898	776	3,796	952	25
	Sub-Total		53,046	44,684	84	46,331	4,265	2,264	4,265	2,436	8,530	4,700	55
8	Households to be Given Scholarship for VTP	Shikarpur	12,068	8,053	67	7,284	607	44	607	64	1,214	108	9
		Kashmore	8,932	6,403	72	5,099	425	109	425	11	850	120	14
		Jacobabad	5,811	1,814	31	5,000	476	73	440	-	916	73	8
	Sub-Total		26,811	16,270	61	17,383	1,508	226	1,472	75	2,980	301	10

S. No	Activity	Distt.	From Feb, 09 to June, 11			After Extension July, 11			August, 2011		After extension as of Aug, 11		
			Project Target	Project Achievement	%	New Targets for the year from July,11 to June, 12	Target for the July,11	Achievement for the month of July, 11	Targets for the Aug,11	Achievement of the Aug,11	Targets as of Aug,11	Achievement as of Aug, 11	%
9	Villages to be Given Drinking Water Supply	Shikarpur	1,206	421	35	983	82	-	82	-	164	-	-
		Kashmore	894	340	38	688	57	-	58	-	115	-	-
		Jacobabad	300	-	-	-	-	-	-	-	-	-	-
	Sub-Total		2,400	761	32	1,671	139		140	-	279	-	
10	Locations to improve under Low Cost Village	Shikarpur	80	44	55	-	-	-	-	-	-	-	-
		Kashmore	60	12	20	-	-	-	-	-	-	-	-
		Jacobabad		-	-	-	-	-	-	-	-	-	-
	Sub-Total		140	56	40	-	-	-	-	-	-	-	
11	Low Cost Housing Scheme	Shikarpur	2,500	2,581	100	-	-	-	-	-	-	-	-
		Kashmore	2,500	1,394	56	-	-	-	-	-	-	-	-
		Jacobabad	2,000	130	7	-	-	-	-	-	-	-	-
	Sub-Total		7,000	4,105	59	-	-	-	-	-	-	-	
12	CO members trained in management skills	Shikarpur	13,838	8,017	58	10,636	878	245	878	1,137	1,756	1,382	79
		Kashmore	10,241	5,691	56	7,376	615	177	614	499	1,229	676	55
		Jacobabad	4,922	790	16	4,949	850	42	958	295	1,808	337	19
	Sub-Total		29,001	14,498	50	22,961	2,343	464	2,450	1,931	4,793	2,395	50
13	CO members trained in CIF Need	Shikarpur	6,919	4,148	60	10,636	878	245	878	1,136	1,756	1,381	79
		Kashmore	5,120	2,926	57	7,376	615	73	614	499	1,229	572	47
		Jacobabad	4,922	738	15	4,949	850	42	958	296	1,808	338	19
	Sub-Total		16,961	7,812	46	22,961	2,343	360	2,450	1,931	4,793	2,291	48
14	No. of Participants Trained in VO Management	Shikarpur	4,828	4,698	97	4,993	416	-	416	383	832	383	46
		Kashmore	3,572	3,561	100	3,495	290	87	291	193	581	280	48
		Jacobabad	2,400	642	27	3,340	542	-	657	68	1,199	68	6
	Sub-Total		10,800	8,901	82	11,828	1,248	87	1,364	644	2,612	731	28
15	No. of Participants Trained in VO CIF Training	Shikarpur	4,828	3,294	68	4,993	416	-	416	382	832	382	46
		Kashmore	3,572	2,844	80	3,495	290	24	291	167	581	191	33
		Jacobabad	2,400	165	7	3,411	537	-	621	68	1,158	68	6
	Sub-Total		10,800	6,303	58	11,899	1,243	24	1,328	617	2,571	641	25
16	VO Book Keeping Training (No of Pax)	Shikarpur	4,828	3,166	66	4,993	416	-	416	-	832	-	-
		Kashmore	3,572	2,689	75	3,496	292	19	291	188	583	207	36
		Jacobabad	2,400	465	19	3,520	568	-	512	31	1,080	31	3
	Sub-Total		10,800	6,320	59	12,009	1,276	19	1,219	219	2,495	238	10

S. No	Activity	Distt.	From Feb, 09 to June, 11			After Extension July, 11			August, 2011		After extension as of Aug, 11		
			Project Target	Project Achievement	%	New Targets for the year from July,11 to June, 12	Target for the July,11	Achievement for the month of July, 11	Targets for the Aug,11	Achievement of the Aug,11	Targets as of Aug,11	Achievement as of Aug, 11	%
17	Experience Sharing Workshops	Shikarpur	67,255	19,701	29	-	-	-	-	-	-	-	-
		Kashmore	49,769	10,494	21	-	-	-	-	-	-	-	-
		Jacobabad	11,520	-	-	-	-	-	-	-	-	-	-
	Sub-Total		128,544	30,195	23	-	-	-	-	-	-	-	
18	Productivity Enhancement Training	Shikarpur	793	117	15	-	-	-	-	-	-	-	-
		Kashmore	587	127	22	-	-	-	-	-	-	-	-
		Jacobabad	1,000	-	-	-	-	-	-	-	-	-	-
	Sub-Total		2,380	244	10	-	-	-	-	-	-	-	
19	TBA	Shikarpur	2,414	1,694	70	528	44	-	44	-	88	-	-
		Kashmore	1,786	1,109	62	369	31	-	31	-	62	-	-
		Jacobabad	1,200	-	-	-	-	-	-	-	-	-	-
	Sub-Total		5,400	2,803	52	897	75	-	75	-	150	-	
20	Non Functional Schools to be Functionalized	Shikarpur	150	55	37	55	55	55	55	55	55	55	100
		Kashmore	150	47	31	47	47	47	47	47	47	47	100
		Jacobabad	-	-	-	-	-	-	-	-	-	-	-
	Sub-Total		300	102	34	102	102	102	102	102	102	102	100
21	2nd Shift Girls Schools to be established	Shikarpur	100	9	9	9	9	9	9	9	9	9	100
		Kashmore	100	15	15	15	15	15	15	15	15	15	100
		Jacobabad	-	-	-	-	-	-	-	-	-	-	-
	Sub-Total		200	24	12	24	24	24	24	24	24	24	100
22	Early Child Hood Centers to be established	Shikarpur	100	4	4	4	4	4	4	4	4	4	100
		Kashmore	100	5	5	5	5	5	5	5	5	5	100
		Jacobabad	-	-	-	-	-	-	-	-	-	-	-
	Sub-Total		200	9	5	9	9	9	9	9	9	9	100

- As per the direction of Chairperson of SRSO, more than 100% achievement is considered to be 100%. Therefore more than 100% achievements are mentioned only 100% in the report.
- Above table shows the District wise Targets v/s achievements from Feb, 2009 to June, 2011, though the UCBPRP project was extended for a year i-e July, 11 to June, 12 in this connection activities were designed along with targets according to three year's progress, therefore, in the above given table current year's progress is given separately.
- Same number of schools are being carried out which had been established from Feb, 2009 to June, 2011

Achievement as of August, 2011 District Shikarpur

S. No	Activity	From Feb, 09 to June, 11			After Extension July, 11			August, 2011		After extension as of Aug, 11		
		Project Target	Project Achievement	%	New Targets for the year from July,11 to June, 12	Target for the July,11	Achievement for the month of July, 11	Targets for the Aug,11	Achievement of the Aug,11	Targets as of Aug,11	Achievement as of Aug, 11	%
1	Poverty Score Card	50	50	100	-	-	-	-	-	-	-	-
2	Households Organized	103,789	102,306	99	-	-	-	-	-	-	-	-
3	CO Formation	6,919	5,846	84	-	-	-	-	-	-	-	-
4	Village Organizations Formed	2,414	1,810	75	-	-	-	-	-	-	-	-
5	Local Support Organizations Formed	-	-	-	35	3	2	3	3	6	5	83
6	Households to be Given IGG	2,474	1,689	68	2,042	170	2	170	76	340	78	23
7	Households to be Given CIF	24,664	24,808	100	16,706	1,392	1,146	1,392	1,144	2,784	2,290	82
8	Households to be Given Scholarship for VTP	12,068	8,053	67	7,284	607	44	607	64	1,214	108	9
9	Villages to be Given Drinking Water Supply	1,206	421	35	983	82	-	82	-	164	-	-
10	Locations to improve under Low Cost Village	80	44	55	-	-	-	-	-	-	-	-
11	Low Cost Housing Scheme	2,500	2,581	100	-	-	-	-	-	-	-	-
12	CO members trained in management skills	13,838	8,017	58	10,636	878	245	878	1,137	1,756	1,382	79
13	CO members trained in CIF Need	6,919	4,148	60	10,636	878	245	878	1,136	1,756	1,381	79
14	No. of Participants Trained in VO Management	4,828	4,698	97	4,993	416	-	416	383	832	383	46
15	No. of Participants Trained in VO CIF Training	4,828	3,294	68	4,993	416	-	416	382	832	382	46
16	VO Book Keeping Training (No of Pax)	4,828	3,166	66	4,993	416	-	416	-	832	-	-
17	Experience Sharing Workshops	67,255	19,701	29	-	-	-	-	-	-	-	-
18	Productivity Enhancement Training	793	117	15	-	-	-	-	-	-	-	-
19	TBA	2,414	1,694	70	528	44	-	44	-	88	-	-
20	Non Functional Schools to be Functionalized	150	55	37	55	55	55	55	55	55	55	100
21	2nd Shift Girls Schools to be established	100	9	9	9	9	9	9	9	9	9	100
22	Early Child Hood Centers to be established	100	4	4	4	4	4	4	4	4	4	100

Achievement as of August, 2011 District Kashmir

S. No	Activity	From Feb, 09 to June, 11			After Extension July, 11			August, 2011		After extension as of Aug, 11		
		Project Target	Project Achievement	%	New Targets for the year from July,11 to June, 12	Target for the July,11	Achievement for the month of July, 11	Targets for the Aug,11	Achievement of the Aug,11	Targets as of Aug,11	Achievement as of Aug, 11	%
1	Poverty Score Card	37	37	100	-	-	-	-	-	-	-	-
2	Households Organized	76,803	80,345	100	-	-	-	-	-	-	-	-
3	CO Formation	5,120	4,710	92	-	-	-	-	-	-	-	-
4	Village Organizations Formed	1,786	1,673	94	-	-	-	-	-	-	-	-
5	Local Support Organizations Formed	-	-	-	25	2	1	2	-	4	1	25
6	Households to be Given IGG	1,831	1,222	67	1,430	119	-	119	21	238	21	9
7	Households to be Given CIF	18,251	19,494	100	11,695	975	942	975	516	1,950	1,458	75
8	Households to be Given Scholarship for VTP	8,932	6,403	72	5,099	425	109	425	11	850	120	14
9	Villages to be Given Drinking Water Supply	894	340	38	688	57	-	58	-	115	-	-
10	Locations to improve under Low Cost Village	60	12	20	-	-	-	-	-	-	-	-
11	Low Cost Housing Scheme	2,500	1,394	56	-	-	-	-	-	-	-	-
12	CO members trained in management skills	10,241	5,691	56	7,376	615	177	614	499	1,229	676	55
13	CO members trained in CIF Need	5,120	2,926	57	7,376	615	73	614	499	1,229	572	47
14	No. of Participants Trained in VO Management	3,572	3,561	100	3,495	290	87	291	193	581	280	48
15	No. of Participants Trained in VO CIF Training	3,572	2,844	80	3,495	290	24	291	167	581	191	33
16	VO Book Keeping Training (No of Pax)	3,572	2,689	75	3,496	292	19	291	188	583	207	36
17	Experience Sharing Workshops	49,769	10,494	21	-	-	-	-	-	-	-	-
18	Productivity Enhancement Training	587	127	22	-	-	-	-	-	-	-	-
19	TBA	1,786	1,109	62	369	31	-	31	-	62	-	-
20	Non Functional Schools to be Functionalized	150	47	31	47	47	47	47	47	47	47	100
21	2nd Shift Girls Schools to be established	100	15	15	15	15	15	15	15	15	15	100
22	Early Child Hood Centers to be established	100	5	5	5	5	5	5	5	5	5	100

Achievement as of August, 2011 District Jacobabad

S. No	Activity	From Feb, 09 to June, 11			After Extension July, 11			August, 2011		After extension as of Aug, 11		
		Project Target	Project Achievement	%	New Targets for the year from July,11 to June, 12	Target for the July,11	Achievement for the month of July, 11	Targets for the Aug,11	Achievement of the Aug,11	Targets as of Aug,11	Achievement as of Aug, 11	%
1	Poverty Score Card	29	27	93	3	1	-	1	-	2	-	-
2	Households Organized	73,830	57,753	78	27,039	10,000	1,373	9,889	2,265	19,889	3,638	18
3	CO Formation	4,922	3,479	71	1,802	611	82	667	143	1,278	225	18
4	Village Organizations Formed	1,200	1,297	100	454	153	36	-	79	153	115	75
5	Local Support Organizations Formed	-	-	-	5	-	-	-	-	-	-	-
6	Households to be Given IGG	1,573	20	1	2,000	139	-	174	15	313	15	5
7	Households to be Given CIF	10,131	382	4	17,930	1,898	176	1,898	776	3,796	952	25
8	Households to be Given Scholarship for VTP	5,811	1,814	31	5,000	476	73	440	-	916	73	8
9	Villages to be Given Drinking Water Supply	300	-	-	-	-	-	-	-	-	-	-
10	Locations to improve under Low Cost Village	-	-	-	-	-	-	-	-	-	-	-
11	Low Cost Housing Scheme	2,000	130	7	-	-	-	-	-	-	-	-
12	CO members trained in management skills	4,922	790	16	4,949	850	42	958	295	1,808	337	19
13	CO members trained in CIF Need	4,922	738	15	4,949	850	42	958	296	1,808	338	19
14	No. of Participants Trained in VO Management	2,400	642	27	3,340	542	-	657	68	1,199	68	6
15	No. of Participants Trained in VO CIF Training	2,400	165	7	3,411	537	-	621	68	1,158	68	6
16	VO Book Keeping Training (No of Pax)	2,400	465	19	3,520	568	-	512	31	1,080	31	3
17	Experience Sharing Workshops	11,520	-	-	-	-	-	-	-	-	-	-
18	Productivity Enhancement Training	1,000	-	-	-	-	-	-	-	-	-	-
19	TBA	1,200	-	-	-	-	-	-	-	-	-	-
20	Non Functional Schools to be Functionalized	-	-	-	-	-	-	-	-	-	-	-
21	2nd Shift Girls Schools to be established	-	-	-	-	-	-	-	-	-	-	-
22	Early Child Hood Centers to be established	-	-	-	-	-	-	-	-	-	-	-

Social Mobilization

UCBPRP is creating impact and transforming the social mobilization process into a more effective tool for empowering people and distinguishing the Community Organizations as effective sources for poverty reduction and delivery of services. To expand the impact of social mobilization this programme focuses on:

- Expanding the role of Community Activists
- Increasing participation of Women and Poor in the socio-economic development process.
- Clearness, Accountability and Equitable Distribution
- Independent Fund Management by the Communities
- Self Help and Civic responsibilities
- Forging linkages
- Poor women have started to develop concrete, action oriented solutions to identify problems and challenges
- A successful civic engagement is being built by organized households in the rural areas
- Cos and VOs has clarified and created course of action among conflicting beliefs, values and interests held by various stakeholders in the rural areas
- Participatory approach and local leadership has increased in rural villages because decisions are being taken through the Conesus of all vo members

Activity	District	From Feb, 09 to June, 11		
		Project Target	Project Achievement	%
Households Organized	Shikarpur	103,789	102,306	99
	Kashmore	76,803	80,345	100
	Jacobabad	73,830	57,753	78
Sub-Total		254,422	240,404	94

Above given table shows that from Feb, 2009 to June, 2011 a total of 240,404 households had been organized, this covers 105 Union Councils of three districts i-e Shikarpur, Kashmore-Kandhkot and Jacobabad.

Activity	District	After Extension July, 11			August, 2011		After extension as of Aug, 11		
		New Targets for the year from July,11 to June, 12	Target for the July,11	Achievement for the month of July, 11	Targets for the Aug,11	Achievement of the Aug,11	Targets as of Aug,11	Achievement as of Aug, 11	%
Households Organized	Shikarpur	-	-	-	-	-	-	-	-
	Kashmore	-	-	-	-	-	-	-	-
	Jacobabad	27,039	10,000	1,373	9,889	2,265	19,889	3,638	18
Total		27,039	10,000	1,373	9,889	2,265	19,889	3,638	18

After extension households are being organized in only District Jacobabad because in June, 2010 the operations were started and in the same time disaster came and operations of the District Jacobabad badly affected. Now after extension remaining households target is being organized. In the month of August, 11 2,265 households has been organized in the District Jacobabad, whereas the District Shikarpur and Kashmore had been achieved the targets of Social Mobilization.

Thematic model of a Community Organization

Organizing community members into Community Organizations through social mobilization is a problem-solving approach whereby the community is empowered with the knowledge and skills to identify and prioritize its needs, and problems, harness its resources to deal with these problems and take actions collectively.

UCBPRP's approach regarding COs focuses on:

- Democratic Procedures
- Voluntary Cooperation
- Self-Help
- Development of Indigenous Leadership
- Education

Village Organization is association of women to strengthen the capacity of the poor for sustainable development and create a link between rural people and other institutions. All COs are federated into VOs for the representation of CO members at village level.

Activity	District	From Feb, 09 to June, 11		
		Project Target	Project Achievement	%
CO Formation	Shikarpur	6,919	5,846	84
	Kashmore	5,120	4,710	92
	Jacobabad	4,922	3,479	71
Sub-Total		16,961	14,035	83

The above given table shows that from Feb, 2009 to June, 2011 a total of 14,035 Community Organizations had been formed, which covers 240,404 households in 105 Union Councils of three districts i-e Shikarpur, Kashmore-Kandhkot and Jacobabad. As per the PC-1 targets of District Shikarpur and Kashmore, 87.6% of the CO formation had been achieved. In the PC-1 per CO has consisted of 15 households whereas, on ground per CO consists of 17.5 households because the available households in the mohallas/paras are more than 15 households consequently, total 10,556 out of 12,039 COs could be organized.

As of June, 2011 in the district Jacobabad 3,479 community organizations had been formed which portray that reported households are 73,000 in the PC-1 of Jacobabad and total villages are 1200, whereas after Poverty Score Card survey and its verification available households are 100,000 and villages are 2,200 therefore to put the households in the net of Social Mobilization it was necessary to organize the overall available households in the district, which are being organized because the complementary component of Programme is empowerment of deprived people through strengthening of their collective capabilities

Activity	District	After Extension July, 11			August, 2011		After extension as of Aug, 11		
		New Targets for the year from July,11 to June, 12	Target for the July,11	Achievement for the month of July, 11	Targets for the Aug,11	Achievement of the Aug,11	Targets as of Aug,11	Achievement as of Aug, 11	%
CO Formation	Shikarpur	-	-	-	-	-	-	-	-
	Kashmore	-	-	-	-	-	-	-	-
	Jacobabad	1,802	611	82	667	143	1,278	225	18
Sub-Total		1,802	611	82	667	143	1,278	225	18

After extension as of August, 2011 a total 225 Community Organizations has been formed in the District Jacobabad.

Village Organization

Activity	District	From Feb, 09 to June, 11		
		Project Target	Project Achievement	%
Village Organizations Formed	Shikarpur	2,414	1,810	75
	Kashmore	1,786	1,673	94
	Jacobabad	1,200	1,297	100
Total		5,400	4,780	89

The above given table shows that from Feb, 2009 to June, 2011, 89% community organizations had been federated into Village level organizations in three districts, according to the work plan of PC-1 the time line of the targets had also been finished, although targets are still remaining because in PC-1 the number of villages are 4,200 whereas on ground there are not more than 3,500 villages in both districts i-e Shikarpur & Kashmore.

Activity	District	After Extension July, 11			August, 2011		After extension as of Aug, 11		
		New Targets for the year from July,11 to June, 12	Target for the July,11	Achievement for the month of July, 11	Targets for the Aug,11	Achievement of the Aug,11	Targets as of Aug,11	Achievement as of Aug, 11	%
Village Organizations Formed	Shikarpur	-	-	-	-	-	-	-	-
	Kashmore	-	-	-	-	-	-	-	-
	Jacobabad	454	153	36	-	79	153	115	75
Total		454	153	36	-	79	153	115	75

About the District Jacobabad it was stated earlier that there are more number of villages as compare to PC-1 of Jacobabad, therefore, after extension as of August, 11, 115 village organizations has been formed. As per the yearly plan 454 village organizations will be formed in the year 2011-2012.

Local Support Organization

LSO is a formal body of Community Organization representatives, to continue and expand locally, on a permanent basis, the participatory development practices initiated. LSO is the apex body of the three tier social organization structure. This consists of a structure where male and female COs are federated at the village-level into a Village Organization (VO), which are then further agglomerated at the Union Council level. Union Council Based Poverty Reduction Programme's uniqueness is CO/VO and LSO members are women only. In essence, the LSO is a membership organization of all COs/VOs of a particular Union Council. The VOs nominate at least two of their representatives in the General Body of their LSO, The General Body of the LSO then elects its Executive Committee. These bodies make and approve LSO bylaws. The LSO is then registered under any suitable law and thus it receives the status of a legal, formal and permanent civil society organization.

The main objectives of the Local Support Organization are;

- Provide a localized permanent institutional arrangement to scaling up social mobilization and organizing all the poor households through low cost measures, by the community activists and foster and nurture inclusive, democratic and accountable grass roots organizations of COs and VOs
- Facilitate development of household, village and UC level development plans in consultation with the local organized communities and supervise their implementation
- Provide an institutional facility to foster development linkages between service providers in government, NGO and private sector and the local organized communities
- Lobby to influence government's planning and policy formulation by strengthening civic participation in government planning cycle by actively engaging the local government and government line agencies in participatory development planning events and multi stakeholder consultation forum on local development plans
- Mobilize resources, both from internal and external sources to finance its operational cost and development plans, and
- Lobby government for higher allocations of budget for the poor and for more gender-sensitive budgets

Activity	District	After Extension July, 11			August, 2011		After extension as of Aug, 11		
		New Targets for the year from July,11 to June, 12	Target for the July,11	Achievement for the month of July, 11	Targets for the Aug,11	Achievement of the Aug,11	Targets as of Aug,11	Achievement as of Aug, 11	%
Local Support Organizations Formed	Shikarpur	35	3	2	3	3	6	5	83
	Kashmore	25	2	1	2	-	4	1	25
	Jacobabad	5	-	-	-	-	-	-	-
Total		65	5	3	5	3	10	6	60

After extension it was decided to form the Local Support Organizations in the District Shikarpur and Kashmore because the VO's life cycle has been crossed the maturity stage. As of August, 2011, six LSOs have been formed in the District Shikarpur and Kashmore.

The LSOs have been prepared the By Laws and the SRSO has planned a workshop for all LSO member's regarding BY Laws and Book Keeping of the Local Support Organization. The concentration is also being given for the sustainability of the LSOs in this connection one million has been awarded to LSO Mehran, UC Bhirkhan by RSPN for the disbursement of Community Investment Fund.

CO Level Training

The CO is the ideal grass-roots organization for identifying potential recipients for various household level interventions under each PSC band. It is very much essential that the capacity building of office bearers of the COs is carried out to make them fully functional because unless this is not done an effective mechanism for delivery and monitoring of services through these two tiers of social mobilization cannot be developed.

As such, the project as part of human resource development of these two tiers has imparted the following trainings for the capacity building of the office bearers of the Cos.

- CO members trained in management skills
- CO members trained in CIF need identification

Activity	District	From Feb, 09 to June, 11		
		Project Target	Project Achievement	%
CO members trained in management skills	Shikarpur	13,838	8,017	58
	Kashmore	10,241	5,691	56
	Jacobabad	4,922	790	16
Total		29,001	14,498	50
CO members trained in CIF Need	Shikarpur	6,919	4,148	60
	Kashmore	5,120	2,926	57
	Jacobabad	4,922	738	15
Total		16,961	7,812	46

The above table shows that from Feb, 2009 to June, 2011, 22,310 out of 45,692 members had been trained in all CO level training in all districts because CO level training had started in Nov, 09 whereas, Programme was started in March, 09, secondly, after flood this activity remained halted. After extension these training again were planned, in this connection from July, 2011 this activity was started accordingly.

Activity	District	After Extension July, 11			August, 2011		After extension as of Aug, 11		
		New Targets for the year from July,11 to June, 12	Target for the July,11	Achievement for the month of July, 11	Targets for the Aug,11	Achievement of the Aug,11	Targets as of Aug,11	Achievement as of Aug, 11	%
CO members trained in management skills	Shikarpur	10,636	878	245	878	1,137	1,756	1,382	79
	Kashmore	7,376	615	177	614	499	1,229	676	55
	Jacobabad	4,949	850	42	958	295	1,808	337	19

Total		22,961	2,343	464	2,450	1,931	4,793	2,395	50
CO members trained in CIF Need	Shikarpur	10,636	878	245	878	1,136	1,756	1,381	79
	Kashmore	7,376	615	73	614	499	1,229	572	47
	Jacobabad	4,949	850	42	958	296	1,808	338	19
Total		22,961	2,343	360	2,450	1,931	4,793	2,291	48

After extension as of August, 2011, 4,686 CO members have been trained in all Districts.

VO Level Training

Activity	District	From Feb, 09 to June, 11		
		Project Target	Project Achievement	%
No. of Participants Trained in VO Management	Shikarpur	4,828	4,698	97
	Kashmore	3,572	3,561	100
	Jacobabad	2,400	642	27
Total		10,800	8,901	82
No. of Participants Trained in VO CIF Training	Shikarpur	4,828	3,294	68
	Kashmore	3,572	2,844	80
	Jacobabad	2,400	165	7
Total		10,800	6,303	58
VO Book Keeping Training (No of Pax)	Shikarpur	4,828	3,166	66
	Kashmore	3,572	2,689	75
	Jacobabad	2,400	465	19
Total		10,800	6,320	59

The above table shows that from Feb, 2009 to June, 2011, 21,524 VO members had been trained out of 32,400 in all above stated training in all districts. This has been discussed before that organized number of VOs is less than the reported number of VOs in PC-1.

Activity	District	After Extension July, 11			August, 2011		After extension as of Aug, 11		
		New Targets for the year from July,11 to June, 12	Target for the July,11	Achievement for the month of July, 11	Targets for the Aug,11	Achievement of the Aug,11	Targets as of Aug,11	Achievement as of Aug, 11	%
No. of Participants Trained in VO Management	Shikarpur	4,993	416	-	416	383	832	383	46
	Kashmore	3,495	290	87	291	193	581	280	48
	Jacobabad	3,340	542	-	657	68	1,199	68	6
Total		11,828	1,248	87	1,364	644	2,612	731	28
No. of Participants Trained in VO CIF Training	Shikarpur	4,993	416	-	416	382	832	382	46
	Kashmore	3,495	290	24	291	167	581	191	33
	Jacobabad	3,411	537	-	621	68	1,158	68	6
Total		11,899	1,243	24	1,328	617	2,571	641	25
VO Book Keeping	Shikarpur	4,993	416	-	416	-	832	-	-
	Kashmore	3,496	292	19	291	188	583	207	36

Training (No of Pax)	Jacobabad	3,520	568	-	512	31	1,080	31	3
Total		12,009	1,276	19	1,219	219	2,495	238	10

After extension as of August, 2011, 1,610 VO members have been trained in all VO training.

Income Generating Grant

The lower band of extremely poor or the poorest of the poor (PSC Category 0-11) consists of widows or people with chronic disabilities. They lack productive assets and are dependent on others for even food and are therefore generally food strapped. Hence any financial assistance provided in cash is by and large consumed. Interested households (who fall in the PSC category of 0-11) express their wish of receiving a grant to their VO, in addition to it being stated in their MIP. The VO members approve those members who qualify for the grant and write a resolution to their local SMT.

- The basic objective of IGG is to provide in-kind grants for purchasing of Livestock, Agriculture and there are lots of examples in different VOs of households that have been able to graduate the next level.
- It ensures proper and productive use of grants and lots of IGG beneficiaries are able take CIF, which shows that they are now out of the box of the poorest of the poor in 0-11 band.

Activity	District	From Feb, 09 to June, 11		
		Project Target	Project Achievement	%
Households to be Given IGG	Shikarpur	2,474	1,689	68
	Kashmore	1,831	1,222	67
	Jacobabad	1,573	20	1
Total		5,878	2,931	50

The above table shows that from Feb, 2009 to June, 2011 Income Generating Grants had been given to 2,931 members in three districts. It was decided in the 26th BoD Meeting that the number of beneficiaries for IGG was less against the PC-I set targets. Therefore, it was directed to combine the left over IGG funds with CIF to include the left over the beneficiaries of IGG into CIF groups, so that everyone falling in the group could be benefited.

Activity	District	After Extension July, 11			August, 2011		After extension as of Aug, 11		
		New Targets for the year from July,11 to June, 12	Target for the July,11	Achievement for the month of July, 11	Targets for the Aug,11	Achievement of the Aug,11	Targets as of Aug,11	Achievement as of Aug, 11	%
Households to be Given IGG	Shikarpur	2,042	170	2	170	76	340	78	23
	Kashmore	1,430	119	-	119	21	238	21	9
	Jacobabad	2,000	139	-	174	15	313	15	5
Total		5,472	428	2	463	112	891	114	13

After one year extension target of IGG was 5,472 and it was also directed that IGG will be given to those community members who are falling in 0-11 poverty band and are unable to construct their houses, therefore, IGG was linked with Village Rehabilitation Programme. As of August, 2011, 114 poor women have been benefited.

A list of beneficiaries has been prepared specially for those, who are sequestered due to finance and they could not construct their houses in the same villages where others have been constructing their houses.

Community Investment Fund

CIF is a cost-effective fund managed by the community to provide the microfinance services to the poor and poorest women, particularly in the areas which are relatively underserved by the MFIs. It is a fund which is owned, run and managed by the poor and poorest women and their own organizations, i.e. The beneficiaries themselves. It focuses specifically on the poorest households through female community organizations by giving them access to microfinance, while at the same time increasing their levels of empowerment, confidence and skills. Essentially, CIF is based upon and linked to the three-tier social organization framework of Community Organizations, their agglomeration into Village Organizations and finally agglomeration at the Union Council-level in a Local Support Organization. Members of COs are encouraged to mobilize their own savings and, as these build up, to use them for internal lending purposes, hence complementing CIF resources.

The overarching objective of CIF is to reduce the levels of poverty in rural areas through strong institutions of the poor and the poorest women.

This can be achieved by:

- Building their productive assets
- Improving their leadership and management skills

Activity	District	From Feb, 09 to June, 11		
		Project Target	Project Achievement	%
Households to be Given CIF	Shikarpur	24,664	24,808	100
	Kashmore	18,251	19,494	100
	Jacobabad	10,131	382	4
Total		53,046	44,684	84

The above table shows that from Feb, 2009 to June, 2011 a total 44,684 poorest women had been given CIF loans in three districts for various purposes, such as for livestock, enterprises and for agriculture. The total disbursed amount in three districts i-e Shikarpur, Kashmore and Jacobabad of CIF is Rs. 404.564 million. According to the PC-1 Rs.20, 000 is the provision for per beneficiary but fewer amounts have disbursed because the community has no pay back capacity and the major reason is VO has the authority to decide the amount for beneficiary according to the Micro Investment Plan of the beneficiary.

Activity	District	After Extension July, 11			August, 2011		After extension as of Aug, 11		
		New Targets for the year from July,11 to June, 12	Target for the July,11	Achievement for the month of July, 11	Targets for the Aug,11	Achievement of the Aug,11	Targets as of Aug,11	Achievement as of Aug, 11	%
Households to be Given CIF	Shikarpur	16,706	1,392	1,146	1,392	1,144	2,784	2,290	82
	Kashmore	11,695	975	942	975	516	1,950	1,458	75
	Jacobabad	17,930	1,898	176	1,898	776	3,796	952	25

Total		46,331	4,265	2,264	4,265	2,436	8,530	4,700	55
--------------	--	---------------	--------------	--------------	--------------	--------------	--------------	--------------	-----------

After extension as of August, 2011, 4,700 poor women have been benefited by CIF.

CIF Re-disbursement

VOs have started to re-disburse the CIF among the deserving members according to the set procedures. Members have started to understand the importance of revolving CIF money. Ultimately they earn more due to the circulation of loans. The below given table portrays the detail of CIF Re-disbursement

Detail of CIF Cycle as of August, 2011							
CYCLE-1	District Shikarpur			District Kashmore			Total
	As of July, 11	August, 11	Cumulative as of August, 11	As of July, 11	August, 11	Cumulative as of August, 11	
Amount Disbursed	223,367,675	10,009,500	233,377,175	175,942,884	4,647,000	180,589,884	413,967,059
No. of Vos	927	56	983	689	24	713	1,696
No. of Cos	2,849	136	2,985	1,257	75	1,332	4,317
No. of Beneficiaries	25,981	1,144	27,125	20,436	516	20,952	48,077
Amount Recovered	87,309,096	3,645,500	90,954,596	60,460,202	2,454,250	62,914,452	153,869,048
No. of Beneficiaries returned CIF	10,248	427	10,675	7,019	282	7,301	17,976
CYCLE-2							
Amount Disbursed	19,513,000	3,163,100	22,676,100	10,167,000	982,000	11,149,000	33,825,100
No. of Vos	109	15	124	55	10	65	189
No. of Cos	888	35	923	169	17	186	1,109
No. of Beneficiaries	2,082	370	2,452	1,171	115	1,286	3,738
Amount Recovered	1,311,000	-	1,311,000	-	-	-	1,311,000
No. of Beneficiaries returned CIF	125	-	125	-	-	-	125
CYCLE-3							
Amount Disbursed	1,311,000	-	1,311,000	-	-	-	1,311,000
No. of Vos	1	-	1	-	-	-	1
No. of Cos	11	-	11	-	-	-	11
No. of Beneficiaries	119	-	119	-	-	-	119
Amount Recovered	-	-	-	-	-	-	-
No. of Beneficiaries returned CIF	-	-	-	-	-	-	-

CIF Recovery

It is encouraging to see that CIF recoveries are supervised by the community members themselves which is a clear indication of strong ownership and the outcome of CIF. Follow ups and recoveries have improved.

CIF 1st Cycle Recovery v/s Due as of August, 2011 (District Shikarpur & Kashmore)							
As of July, 2011		August, 2011			As of August, 2011		
Due	Recovered	Due	Recovered	%	Due	Recovered	%
187,535,341	149,080,298	7,920,375	6,099,250	77.01	195,455,716	155,179,548	79

Note: During the last two months 4,567,600 due recoveries are re-scheduled due to flood. VOs took decision to give one more year to those members who are flood affected. This is also a good sign of Social Capital that members own the recovery and is ready to pay for the second cycle.

Vocational Training

Women play a major role in the rural area, though their efforts are hardly recognized as producers. They are also not given credit for the management of natural resources through their productive work. N-IRM ensures empowerment of rural women by developing their skills to enable them to earn a livelihood. The idea is to provide women with the managerial and productive skills to begin and enhance a home-based business. The most popular courses amongst women are: nursing attendants, dress designing, beautician, arc work and embroidery.

In the target districts poor women with poverty ranking from 0-18 receive scholarships in the form of vocational training. The following criteria are considered by screening staff:

- Marginalized rural poor from the target districts;
- Underprivileged women;
- Persons with disabilities (PWD) who can become active members of the society;
- Other marginalized segments.

Activity	District	From Feb, 09 to June, 11		
		Project Target	Project Achievement	%
Households to be Given Scholarship for VTP	Shikarpur	12,068	8,053	67
	Kashmore	8,932	6,403	72
	Jacobabad	5,811	1,814	31
Total		26,811	16,270	61

Flashes of floods hit the target Districts of Project in July 2010; hence along with other activities of the project vocational training was abandoned. As the flood water receded and beneficiaries who were internally displaced went back to their respective Union Councils, SRSO started identifying poorest of poor for vocational training in the month of December 2011. Afterwards the training SRSO trained 554 numbers of beneficiaries each month on average, hence if there was not any pause in the flow of the project due to unforeseeable reasons/hazard like flood the target would have been achieved according to PC-1. From May, 2010 operations were started to carry out overall activities according to the PC-1 of

Jacobabad. In August, 2010 flood hit the district, due to flood all activities remain halted but after flood vocational trainings were imparted.

Activity	District	After Extension July, 11			August, 2011		After extension as of Aug, 11		
		New Targets for the year from July,11 to June, 12	Target for the July,11	Achievement for the month of July, 11	Targets for the Aug,11	Achievement of the Aug,11	Targets as of Aug,11	Achievement as of Aug, 11	%
Households to be Given Scholarship for VTP	Shikarpur	7,284	607	44	607	64	1,214	108	9
	Kashmore	5,099	425	109	425	11	850	120	14
	Jacobabad	5,000	476	73	440	-	916	73	8
Total		17,383	1,508	226	1,472	75	2,980	301	10

NOTE: Drop out participants were trained during the month of July & August, 2011, in this connection progress of VTP is low.

After extension as of August, 2011, 301 participants have been trained in different trades.

Community Physical Infrastructure

The project is providing 50% of the villages in its rural Union Councils with grants up to Rs.250,000 per Village Organization to complete missing infrastructure facilities such drinking water and sanitation. This intervention is working in two ways. One, it providing guaranteed employment opportunity to the poor thereby offering a "guaranteed employment scheme through community physical infrastructures and is in addition also improving the prevailing situation in the targeted villages. Since the community is being organized through social mobilization, implementation of these schemes is community driven and no contractor is involved. In addition, as in other SRSO implemented CPIs, the entire post completion O&M costs is being borne by the community thus resulting in savings on capital as well as future O&M costs CPI Schemes i-e Drainage and Brick Pavement is being carried out in the 43 villages where through village rehabilitation programme.

Activity	District	From Feb, 09 to June, 11		
		Project Target	Project Achievement	%
Villages to be Given Drinking Water Supply	Shikarpur	1,206	421	35
	Kashmore	894	340	38
	Jacobabad	300	-	-
Total		2,400	761	32
Locations to improve under Low Cost Village	Shikarpur	80	44	55
	Kashmore	60	12	20
	Jacobabad		-	-
Total		140	56	40

Under the project, 50% of the villages having a VO are to be given one scheme of Community Physical Infrastructure (CPI), which may include sanitation and drinking water supply as a grant.

The above given table shows that from Feb, 09 to June, 11, 761 Drinking Water Supply Schemes had been completed and 56 Village Improvement Schemes had been completed in two district, but due to flood in the Jacobabad district schemes could not initiated.

After extension 1,671 DWS Schemes was planned in two districts Shikarpur & Kashmore but as of August, 2011 no any scheme has initiated.

Low Cost Houses

Shelter support is being provided in terms of Low Cost Houses to households that require shelter, by providing required technical and material support up to Rs.60,000/- to rural households that are in the 0-11 PSC category in each District

Activity	District	From Feb, 09 to June, 11		
		Project Target	Project Achievement	%
Low Cost Housing Scheme	Shikarpur	2,500	2,581	100
	Kashmore	2,500	1,394	56
	Jacobabad	2,000	130	7
Total		7,000	4,105	59

Shelter support is being provided in terms of Low Cost Houses to the extremely poor households who live in thatched huts and require shelter.

Above table shows that from Feb, 09 to June, 11, 4,105 houses had been constructed but after extension it was decided to stop the Low Cost Houses Programme because already Government of Sindh 7,000 Shelter/Two room house has been provided through the village rehabilitation programme in the districts.

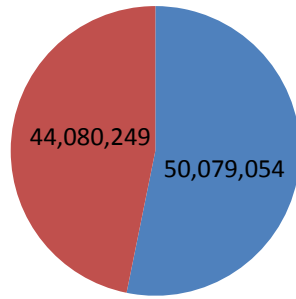
Micro Health Insurance

The Micro health insurance This package allows all family members irrespective of age to avail hospitalization, accident and disability insurance for up to 25,000 each for day care, diagnostic services, and hospitalization (for more than 24 hours' stay) and obstetric care. This social safety net measure is being provided to households that are in the 0-18 poverty band in order to pre-empt health accidents which result in reversal of the poverty alleviation efforts because households fall into vulnerability and poverty when one of their family members gets hospitalized. The package also includes an accidental cover (disability compensation) and financial support of a sum of Rs.25000/ as Funeral Charges in case of death of a breadwinner of the family. As of August, 2011, 3,052 poor community members had been treated by Adam Je Insurance and total claimed amount which AIC has been paid Rs.50, 079,054

In the District Jacobabad MHI has still not been carried out but bidding has been given in the Daily Dawn Newspaper for the selection of MHI service provider.

Note: The agreement between AIC & SRSO has been expired on 30th June, 2011, however, the claims are still being given by AIC and also the lowest performance due to this reason.

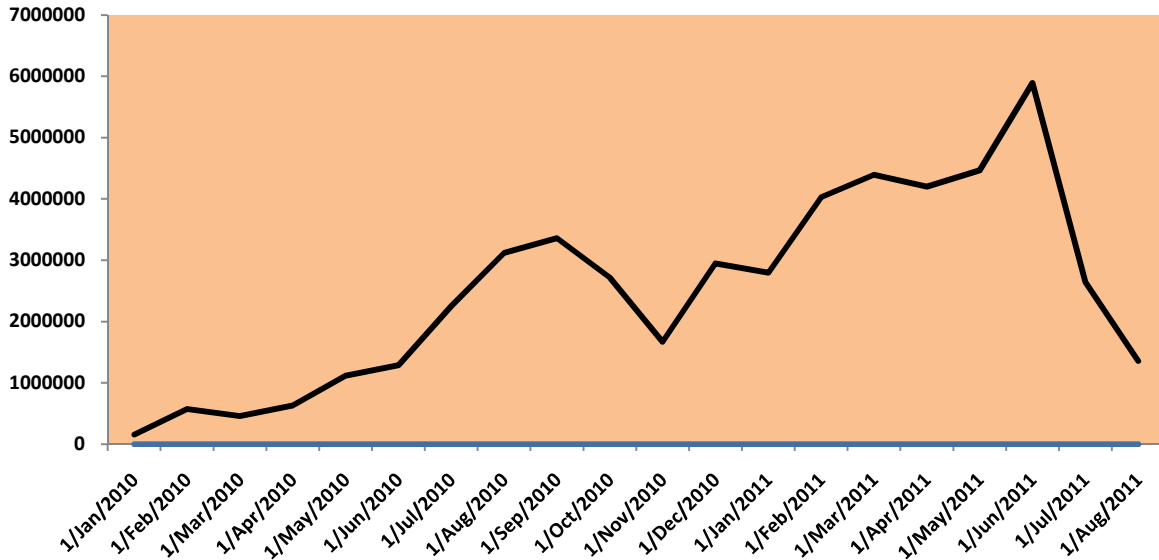
Paid Amount VS Recovered Amount		
As of Aug, 2011 District Shikarpur & Kandhkot		
Patients Treated	Recovered Amount from AIC	Paid amount to Adamjee
3,052	50,079,054	44,080,249



■ Recovered Amount from AIC
 ■ Paid amount to Adamjee

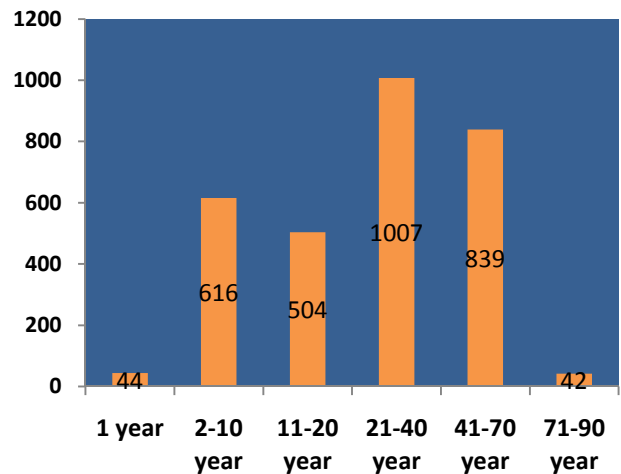
Month Wise Patients Trend as of Aug, 2011 District Shikarpur & Kandhkot

Month Wise	No: of Patients Treated	Approved/Claimed Amount
31/Jan/2010	22	154,868
28/Feb/2010	85	574,132
31/Mar/2010	39	459,453
30/Apr/2010	50	632,428
31/May/2010	78	1,116,784
30/Jun/2010	105	1,287,958
31/Jul/2010	150	2,255,331
31/Aug/2010	217	3,119,563
30/Sep/2010	248	3,362,117
31/Oct/2010	190	2,717,019
30/Nov/2010	112	1,667,985
31/Dec/2010	181	2,948,486
31/Jan/2011	172	2,794,072
28/Feb/2011	231	4,028,000
31/Mar/2011	227	4,391,000
30/Apr/2011	215	4,201,624
31/May/2011	231	4,467,500
30/Jun/2011	286	5,891,734
31/Jul/2011	135	2,652,000
31/Aug/2011	78	1,357,000
Total	3,052	50,079,054



The above trend line shows the trend of monthly claims which has increased month by month because awareness and education was given to overall VO members in the routine meetings of Village Organizations by Social Organizers. In the month of August, 11, 78 patients were treated and the claim amount is Rs.1, 357, 000

Gender Wise Claims As of Aug, 2011 District Shikarpur & Kandhkot	
AGE	No of claims
1 year	44
2-10 year	616
11-20 year	504
21-40 year	1007
41-70 year	839
71-90 year	42



Village Rehabilitation Programme

The below given table shows the coverage of Rehabilitation Programme, which is being carried out to build 7,000 two room houses.



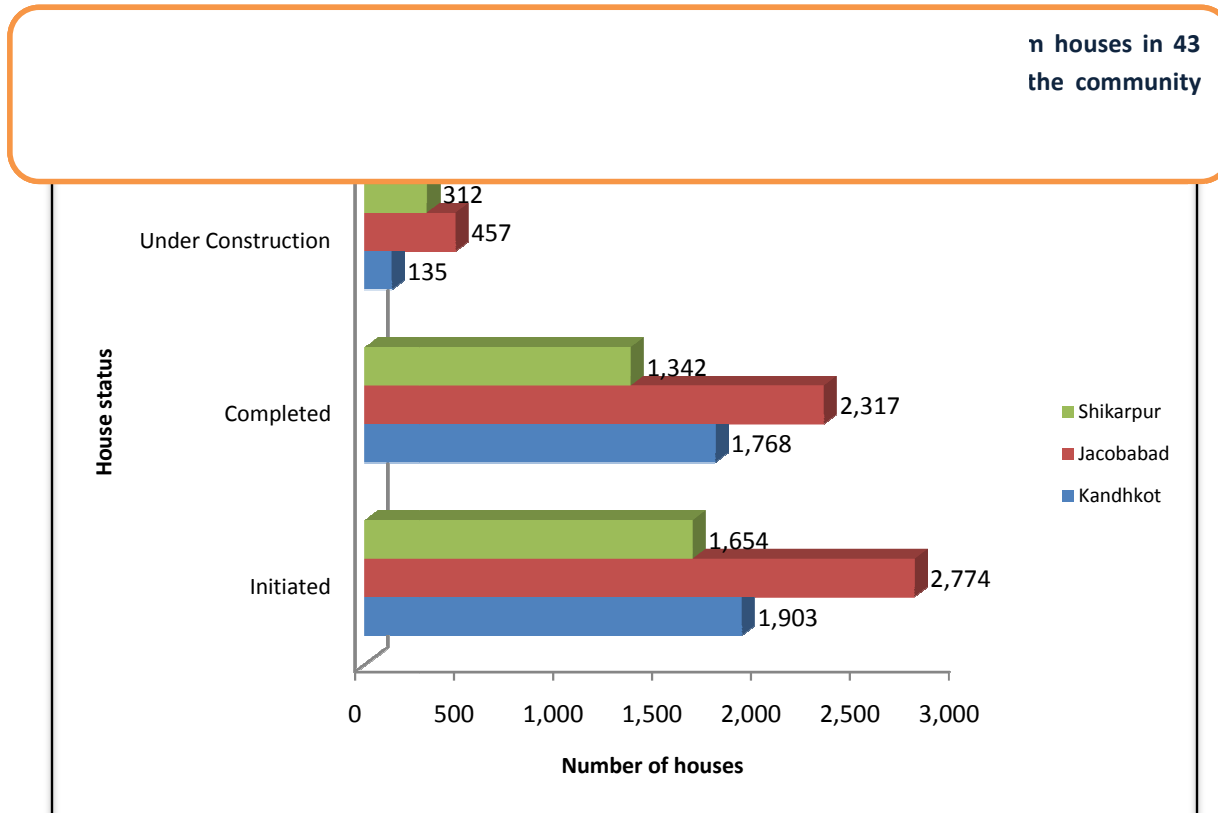
Project	Activities	District Kashmore	District Jacobabad	District Shikarpur	Total
VRP	Districts	1	1	1	3
	Taluka	2	3	4	9
	Union Councils	6	12	8	26
	Villages	11	18	14	43

VRP housing & sanitation activities have been carried out in 3 district of Kashmore, Jacobabad & Shikarpur with 43 villages having average HH population of 200HH & greater than 200 HH.

As of Aug, 2011, work has been initiated over 6,331 houses and 5,427 houses has been completed

VRP Progress as of Aug, 2011				
District	Target	Initiated	Completed	Under Construction
Kandhkot	2,190	1,903	1,768	135
Jacobabad	2,500	2,774	2,317	457
Shikarpur	2,310	1,654	1,342	312
Total	7,000	6,331	5,427	904

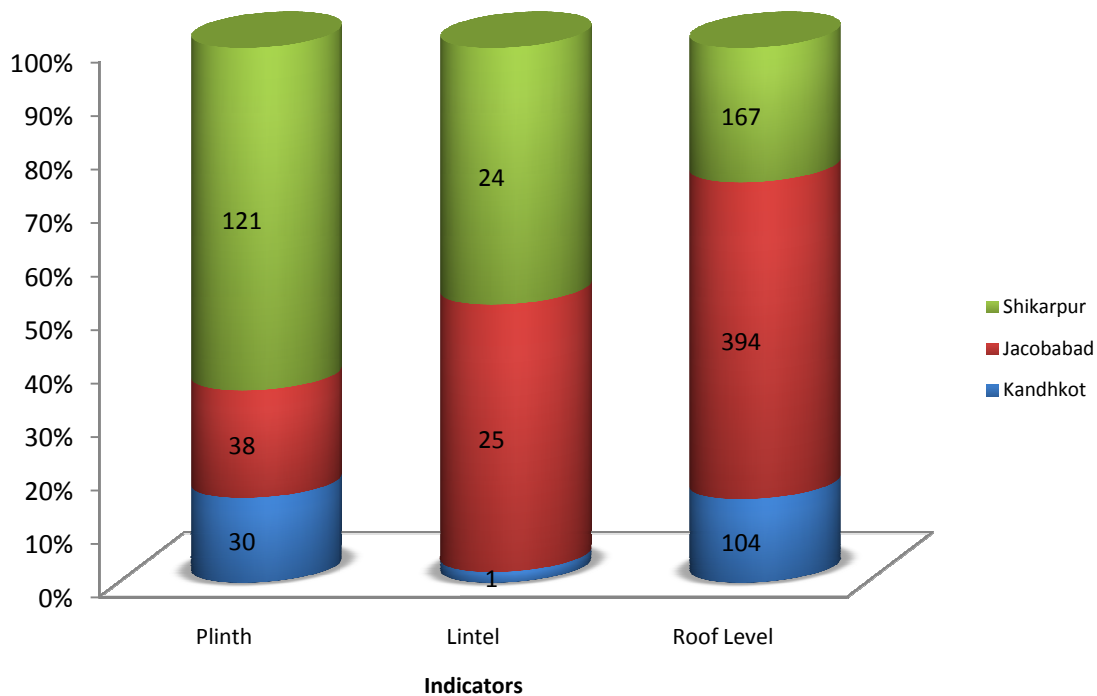
The above table shows that 86% house have been completed, 14% house are still under construction but below given table portrays that 74% house are at completion stage.



The status of remaining initiated houses

District	Total Initiated House	Plinth	Lintel	Roof Level
Kandhkot	135	30	1	104
Jacobabad	457	38	25	394
Shikarpur	312	121	24	167
Total	904	189	50	665

The above table shows that 74% houses are at roof level, 6% houses are lintel level and 20% houses are at plinth level.

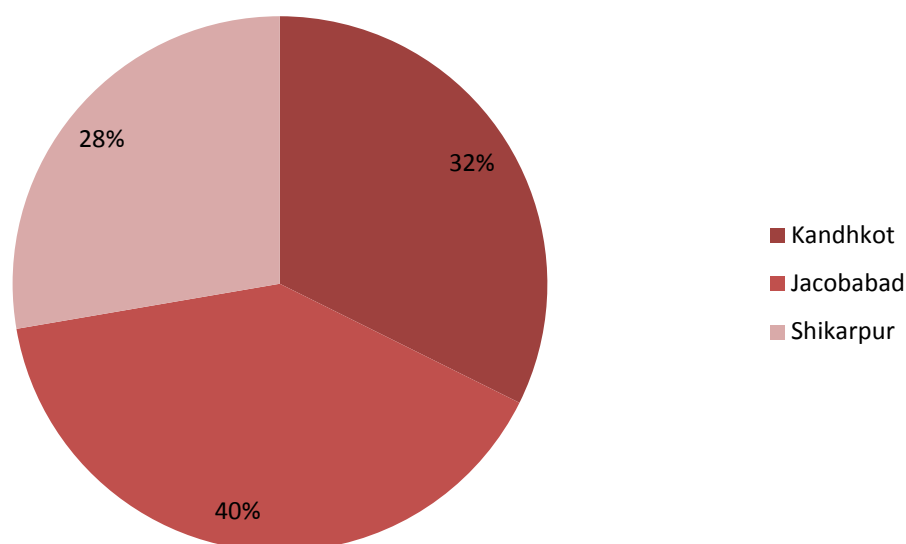


The above graph shows district wise construction level of remaining houses. There are

Financial Status of Programme

Name of District	As of Aug, 2011 Disbursement	
	Number of Cheques Distributed	Cumulative Disbursement in Rs
Kandhkot	1,901	138,247,482
Jacobabad	2,760	203,289,127
Shikarpur	1,655	125,890,796
Total	6,316	467,427,405

Disbursement Share



The above pi-chart depicts district wise cheques distribution share among the beneficiaries.

Village wise Sanitation schemes Status

Physical Progress report of Sanitation Schemes As of August 31,2011								
S.No:	Tehsil	UC	Name of Village	Type of scheme	Sub Type of Scheme	Approved cost (Rs:)	Amount Disbursed	Physical Progress (%)
1	Kandhkot	Haibat	Qayas Bhayio	Sanitation	Open drain & BP	6,820,557	6,773,732	100%
2	Kandhkot	Haibat	Village Tori	Sanitation	Open drain & BP	4,819,887	3,700,000	62%
3	Kandhkot	Dari	Markh Bhayio	Sanitation	Open drain & BP	4,585,550	3,700,000	76%
4	Kandhkot	Malhir	Abdul Qadar Chachar	Sanitation	Open drain & BP	7,463,294	3,700,000	66%
5	Kandhkot	Ghouspur	Master Sayano Oghahi	Sanitation	Open drain & BP	3,884,371	1,700,000	64%
6	Kandhkot	Malhir	Noor Hassan Sabzoi	Sanitation	Open drain & BP	4,966,593	500,000	18%
7	Kandhkot	Haibat	Sheralabad	Sanitation	Open drain & BP	9,866,851	2,500,000	20%
8	Tangwani	DuniaPur	Rasool Bux Bahlkani	Sanitation	Open drain & BP	3,026,559	-	0%
8			Total (Kandhkot)			45,433,662	22,573,732	
District Jacobabad								
1	Jacobabad	Dashti	Ahmed Mian Soomro (Part : 1)	Sanitation	Open drain & BP	3,922,426	1,500,000	38%
2	Jacobabad	Dashti	Laal Bux Bughio	Sanitation	Open drain & BP	3,037,476	2,500,000	65%

3	Jacobabad	Ahmedpur	Alipur	Sanitation	Open drain & BP	4,936,601	2,000,000	25%
4	Thull	Dinpur	Allah Rakhyo Colony	Sanitation	Open drain & BP	6,602,897	2,500,000	42%
5	Thull	Dinpur	Hasanabad	Sanitation	Open drain & BP	3,797,999	1,500,000	39%
6	Thull	Ranjhapur	Ranjhapur	Sanitation	Open drain & BP	3,671,414	3,500,000	82%
7	Thull	Joungal	Shaikh Mohd	Sanitation	Open drain & BP	3,876,658	1,000,000	26%
8	Thull	Mirpur Buriro	Khuda Bux Khanbhro	Sanitation	Open drain & BP	3,608,420	3,500,000	85%
9	Thull	Thull-2	Mazari wah	Sanitation	Open drain & BP	6,117,862	1,000,000	13%
10	Thull	Dinpur	Allah Bux Birohi	Sanitation	Open drain & BP	3,342,908	1,000,000	31%
11	Thull	Dinpur	Bangle Khan Khoso	Sanitation	Open drain & BP	6,151,202	1,000,000	35%
12	Thull	Joungal	Joungal	Sanitation	Open drain & BP	7,934,391	2,500,000	31%
13	Jacobabad	Ahmedpur	Dodo Lashari	Sanitation	Open drain & BP	4,470,958	2,500,000	55%
14	Thull	Bachro	Nasar Brohi	Sanitation	Open drain & BP	6,452,683	1,000,000	16%
14			Total (Jacobabad)			67,923,895	27,000,000	
District Shikarpur								
1	Shikarpur	Jaggan	Jaggan	Sanitation	Open drain & BP	5,187,294	4,500,000	73%
2	Shikarpur	Sultankot	Fattah pur	Sanitation	Open drain & BP	5,666,131	2,000,000	48%
3	Garhi yaseen	Bambhiar	Ismail Sundrani	Sanitation	Open drain & BP	4,420,847	3,500,000	68%
4	Khanpur	Pir Bux Chhujra	Tilo Pahore	Sanitation	Open drain & BP	6,450,419	2,500,000	39%
5	Lakhi	Wazeerabad	Sadullah Napar	Sanitation	Open drain & BP	3,876,189	2,000,000	44%
6	Khanpur	Mian Sahib	Mangria Wahi	Sanitation	Open drain & BP	5,455,455	500,000	9%
7	Lakhi	Wazeerabad	Kundho Unar	Sanitation	Open drain & BP	4,479,727	1,000,000	21%
7			Total (Shikarpur)			35,536,062	16,000,000	
29			Grand Total			148,893,619	65,573,732	

Education Component

“EDUCATION COMPONENT OF UCBPRP”

DISTRICT KASHMORE-KANDHKOT & SHIKARPUR.

Functionalize nonfunctional (Morning Primary Schools).

One hundred two Government Primary Schools have been functionalized at Kashmore-Kandhkot and In Shikarpur and currently Enrollment of all Morning schools shifts is Six thousand three hundred thirty five only from this Three thousand eight hundred ninety one of the Girls enrollment and Two thousand four hundred forty four are boy's enrollment. And our NRSP Schools 47 is located at Kashmore-Kandhkot and 55 is located at Shikarpur district

2nd Shifts Girls Primary Schools

Twenty four 2nd shifts have been established in both district of project and Enrollment of all 2nd shifts schools is One thousand five hundred twenty seven of the Girls enrollments. 15 is located at Kashmore-Kandhkot and 9 is located at Shikarpur district

Early Childhood Centers (ECEC)

Nine ECEC has been established in both Project districts and its total enrollment of ECEC is 239 boys and girls. 5 ECEC are located at Kashmore-Kandhkot and 4 ECEC are located at Shikarpur.

Female Teacher Status

Since starting focus has remained to appoint the female teachers, therefore, **205 female** teachers currently is the part of Education component of UCBPRP Sukkur. The 97 female teachers are currently working in Kashmore-Kandhkot and 108 at Shikarpur district. All teachers are being appointed through standard procedure of hiring.



Meeting with EDO /Dos of Education Department Kashmore-Kandhkot

Conducted meeting with EDO Education and DO SEMIS and & DO Elementary Education for the purpose of progress sharing and coordination , Mr. Sajid Saddar District Manager were share the progress and current activities of the Project and after that EDO Education said I will visit your school after Eid.

Award Distribution among Student in All schools in Kashmore-Kandhkot

Award distribution ceremony was arranged for the appreciation of the students. Gifts were given to those students who had achieved first, second and third position. Awards were given to the students by ADO Education.

Community Physical Infrastructure (CPI) Work In School

Complete the missing facilities of the schools is a major activity of this project, therefore, construction of CPIs are being carried out in different schools, 26 school's CPIs has been completed.



Below given table shows the UC wise name of Schools where CPI has been completed

S #	Name of Schools	UC	District
1	GBPS Ahmed din Bhalkhani	Lalao	Kashmore-Kandhkot
2	GBPS Yar Muhammad Nindwani	Saifal	Kashmore-Kandhkot
3	GBPS Abdul Hakeem Nindwani	Dunia Pur	Kashmore-Kandhkot
4	GBPS Bahdur Khan Khoso	Gulwali	Kashmore-Kandhkot
5	GBPS 2nd Shift Durani Mahar	Haibat	Kashmore-Kandhkot
6	GBPS Ali Beg Noonari	Sulhiani	Kashmore-Kandhkot
7	GBPS Umeed Ali Bijarani	Jamal	Kashmore-Kandhkot
8	GBPS Ghodho Khan	Saifal	Kashmore-Kandhkot
9	GGPS Wahid Bux Bijarani	Dunia Pur	Kashmore-Kandhkot
10	GGPS Janib Lashari	Sulhiani	Kashmore-Kandhkot
11	GBPS Hazoor Bux Bijarani	Tangwani	Kashmore-Kandhkot
12	GBPS Mir Muhammad Awan	Mian Sahib	Shikarpur
13	GGPS Jia Pur	Mian Sahib	Shikarpur
14	GBPS Jia Pur	Mian Sahib	Shikarpur
15	GGPS Gul Hassan Mangi	Pir Bux Shujira	Shikarpur
16	GBPS Gulab Kehar	Mian Sahib	Shikarpur
17	GBPS Abdullah Burrio	Zarkhail	Shikarpur
18	GGPS Shafi Muhammad Jhulan	Zarkhail	Shikarpur
19	GGPS Saleh Jhulan	Zarkhail	Shikarpur
20	GGPS Moomin Jhulan	Zarkhail	Shikarpur
21	GGPS Jiand Jhulan	Zarkhail	Shikarpur
22	GGPS Organgabad	Amroth	Shikarpur
23	GGPS wada Kehar	Amroth	Shikarpur
24	GBPS Ganho Khan Bhayoo	Haibat	Kashmore-Kandhkot
25	GGPS Jeal Khan Noonari	Sohlani	Kashmore-Kandhkot
26	GBPS Abdul Raheem Sawand	Akhero	Kashmore-Kandhkot

Achievement as of August 2011

Indicators Descriptions	Project Targets	Achievement As of August 2011
Non Functional Schools Re functionalized	300	102
Girls Primary Schools	-	42
Boys Primary Schools	-	60
School Management Committees established	300	164
No. of Beneficiary Villages	300	102
No. of Beneficiary UC's	21	29
Activation of 2nd Shift Girls Primary School	100	24
Early Childhood Education Centers established	100	9
No. of Teachers Appointed (Local Female)	600	202
Teacher Trained through modern procedure (Friendly education system)	600	202
Govt. Education Department Officials Trained	30	30
Number of School Improvement Plans Prepared	300	164
Number of School Improvement Plans Completed	300	26

Visits

Mr.Ghous Bux Khan Mahar (Federal Minister Privatization Commission)

Date: 14th Aug-2011

Venue: Village Sadullah Nappar & Kundho Unar, District Shikarpur
He inaugurated the Re-habilitation project activities funded by GoS at Village Sadullah Nappar & visited village Kundho Unar. During visit it was briefed to him regarding the profile and layout of the village. He also met with the beneficiaries of the Re-habilitation and visited the sanitation schemes.



Field monitoring visit of Director SGRRP Government of Sindh

Dated: 23-8-2011

Mr. Jamal Shoro Director SGRRP Government of Sindh, Dr. Ghulam Rasool Team Leader UCBPRP, Zulfiqar Narejo District Manager Shikarpur.

Visited Schools

Government Girls Primary School Budho Burriri Kashmore
Government Girls Primary School Gul Hassan Mangi Kashmore
Government Girls Primary School Jahan Khan Banghwar
Government Boys Primary School Yar Mohammad Nindwani

Visited Village Rehabilitation Villages

Village Master Sayano Ogahi Kandhkot
Abdul Qadir Chachar, District kandhkot
Village Shaikh Muhammad, District Jacobabad
Village Budho Burriri District Shikarpur
Village Mangriya wahi District Shikarpur
Sadullah Nappar District Shikarpur

Visited Village Organization in different Villages

Shaikh Mohammad District Jacobabad
Landhi Ali Murad Shah District Jacobabad
Shaho Labano District Shikarpur
Channa Mohallah District Kashmore
Abdul Qadir Chachar District Kashmore

Mr.Jamal Mustafa Shoro (Director SGRRP/UCBPRP, P&D Department, Govt of Sindh) accompanied with SRSO senior officials visited of above mention villages to monitor the Schools, rehabilitation, Village Organizations.



Field Visit of Chief Executive Officer Dr Sono Khangharani & Chief Operating Officer Mohammad Hashim Leghari, Dr Ghulam Rasool Team Leader -UCBPRP SRSO

Date: 25th August, 2011

Venue: Village Master Sayano Ogahi & Markh Bhayo, District kandhkot

Dated: 28th August, 2011

Venue: Village Lal Bux Bughio District Jacobabad

CEO & COO visited the village Master Sayano Ogahi & Markh Bhayo & Lal Bux Bughio where they visited the houses which are being built by Government of Sindh and implemented by SRSO. They met with the beneficiaries.



Meeting with DCOs, Shikarpur and Kashmore

Agenda: Signing of MOU for Schools

Participants

1. Dr Saeed Ahmed Mangnejo DCO Shikarpur & Mr Saeed Saleh Jummani DCO Kashmore.
2. Dr Sono Khangharani CEO SRSO
3. Mr.Mohammad Hashim Leghari COO SRSO
4. Mr.Ghulam Rasool Samejo Team Leader UCBPRP
5. Mr.Niamat Shaikh Program Manager SSS-SRSO
6. Mr.Zulfiqar Narejo District Manager SRSO Shikarpur



Dr Sono along with his team visited DCO Office Shikarpur & DCO Office Kashmore, Dr Sono shared that directions are received from Sindh Government particularly Secretary Education Govt of Sindh regarding the signing of MOU between the SRSO and District Government with DCOs of the UCBPRP Districts for taking over of 102 schools of shikarpur and Kashmore. The DCOs responded positively and said it is good that like the SRSO organizations are coming forward to support Government in its education sector. They said that they are waiting for the formal directions from the Chief Secretary particularly Secretary Education Sindh in formal way to go along with SRSO like PPHI Model in Sindh. They showed their interest in visiting schools running through SRSO. District Managers Shikarpur& Kashmore will responsible to facilitate the DCOs regarding Schools visit. Finally it was agreed by both sides that follow up meeting will be summoned soon after the Eid -ul-fitar for signing the MOU. A draft MOU shared with respective DCOs.

Activities	Targets	Shikarpur	Kashmore	Quarter wise District Shikarpur	Quarter wise District Kashmore	Month wise District Shikarpur	Month wise District Kashmore
Income Generating Grants	3,472	2,042	1430	511	357	170	119
Community Investment Fund [Band-0-18]	28,401	16,706	11695	4177	2,924	1392	975
Vocational Training Band [0-18]	12,383	7,284	5099	1821	1,275	607	425
Community Physical Infrastructure	1,671	983	688	246	172	82	57
Functional Schools make Functional	102	55	47	55	47	55	47
2nd Shift Girls Schools	24	9	15	9	15	9	15
Early Childhood Centers	9	4	5	4	5	4	5
Micro Health Insurance	100,773	59,278	41495	14820	10,374	4940	3,458
CO-Capacity Building	35,823	21,072	14751	5268	3,688	1756	1,229
VO-Capacity Building	25,465	14,979	10486	3745	2,621	1248	874
Capacity Building of Village TBAs	897	528	369	132	92	44	31
LSO fomration at UC	60	35	25	9	6	3	2

Quarter wise YPO & Month wise Targets District Jacobabad

S. No	Activity	YPO - 2011 - 2012	1st Qtr	2nd Qtr	3rd Qtr	4th Qtr
1	PSC	3	3	-	-	-
2	HHs to be Organized	27,039	27,039	-	-	-
3	COs to be Formed	1,802	1,802	-	-	-
4	VOs to be formed	454	454	-	-	-
5	Households to be given IGG	2,000	469	433	645	453
6	Households (0-11) to be given CIF	7,930	2,621	2,760	1,549	1,000
7	Households (12-18) to be given CIF	10,000	2,621	2,760	3,043	1,576
8	Households (0-11) to be given VTP	2,500	726	710	664	400
9	Households (12-18) to be given VTP	2,500	726	710	664	400
10	Villages to be given drinking water supply schemes	-	-	-	-	-
11	Micro Health Insurance Family package	44,298	22,298	22,000	-	-
12	CMST of community organizations	4,949	2,832	2,117	-	-
13	CIF need identification and book-keeping for COs	4,949	2,832	2,117	-	-
14	Management and Planning Training of VOs	3,340	1,762	1,578	-	-
15	CIF Book-keeping and CO Account auditing training for VOs	3,411	1,668	1,743	-	-
16	CIF Appraisal and monitoring for Vos	3,520	1,723	1,797	-	-
17	Manager-Activist Exposure visit for Vos	-	-	-	-	-
18	Manager-Activist Conferences for Vos	-	-	-	-	-
19	Support 2 Primary Education (2nd Shift Schools)	200	80	120	-	-
20	Support 2 Primary Education (ECC)	200	80	120	-	-
21	VO members - Training of TBAs	-	-	-	-	-
22	MIS	1	1	-	-	-
23	UCBPRP Process Review	4	1	1	1	1
24	LSO Formation	5	-	-	3	2